

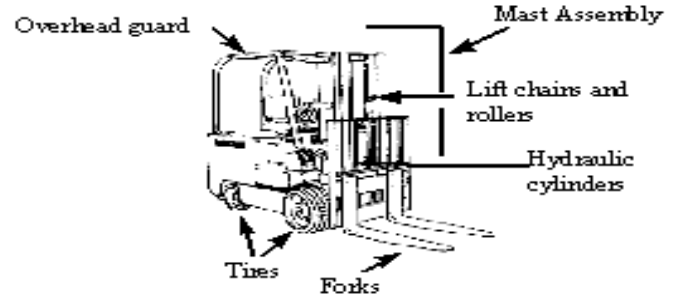
# POWERED INDUSTRIAL TRUCK INSPECTION CHECKLIST

## ELECTRIC FORKLIFT

## Electric Forklift Truck

TRUCK NO: \_\_\_\_\_

Hour meter Reading: \_\_\_\_\_



Check each item	Condition		Explain if not OK
	OK	Not OK	
<b>KEY OFF PROCEDURES</b>			
Overhead guard			
Hydraulic Cylinders			
Mast assembly			
Lift chains and rollers			
Forks			
Tires			
Battery			
Hydraulic Fluid level			
<b>KEY ON PROCEDURES</b>			
Hour meter gauge			
Battery discharge indicator			
Steering			
Brakes			
Front, tail and brake lights			
Horn			
Safety seat			
Seat belts			
Load handling attachments			

**Additional Remarks:**

\_\_\_\_\_

\_\_\_\_\_

Inspected by: \_\_\_\_\_

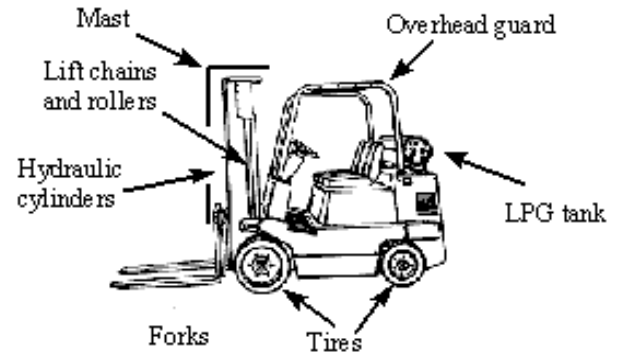
Date: \_\_\_\_\_

# POWERED INDUSTRIAL TRUCK INSPECTION CHECKLIST PROPANE FORKLIFT

## Propane Forklift

TRUCK NO: \_\_\_\_\_

Hour meter Reading: \_\_\_\_\_



Check each item	Condition		Explain if not OK
	OK	Not OK	
<b>KEY OFF PROCEDURES</b>			
Overhead guard			
Hydraulic Cylinders			
Mast assembly			
Lift chains and rollers			
Forks			
Tires			
LPG Tank and Locator pin			
LPG tank hose			
Gas gauge			
Battery			
Hydraulic Fluid level			
Engine oil level			
Engine coolant level			
<b>KEY ON PROCEDURES</b>			
Front, tail and brake lights			
Oil pressure indicator lamp			
Ammeter indicator lamp			
Hour meter			
Water temperature gauge			

Check each item	Condition		Explain if not OK
	OK	Not OK	
<b>KEY ON PROCEDURES</b>			
Steering			
Brakes			
Horn			
Safety seat (if equipped)			
Load handling attachments			
Transmission fluid level			

**Additional Remarks:**

---



---

**Inspected by:** \_\_\_\_\_

**Date:** \_\_\_\_\_

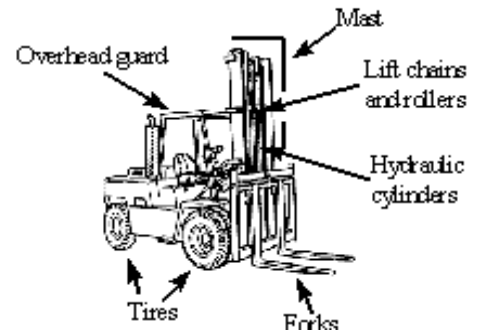
# POWERED INDUSTRIAL TRUCK INSPECTION CHECKLIST

## YARD FORKLIFT

Yard Forklift

TRUCK NO: \_\_\_\_\_

Hour meter Reading: \_\_\_\_\_



Check each item	Condition		Explain if not OK
	OK	Not OK	
<b>KEY OFF PROCEDURES</b>			
Overhead guard			
Hydraulic Cylinders			
Mast assembly			
Lift chains and rollers			
Forks			
Tires			
LPG tank and locator pin			
LPG tank hose			
Gas gauge			
Engine oil level			
Battery			
Hydraulic fluid level			
Engine coolant level			
<b>KEY ON PROCEDURES</b>			
Front, tail and brake lights			
Fuel gauge (if diesel)			
Windshield wiper			
Heater			

Check each item	Condition		Explain if not OK
	OK	Not OK	
<b>KEY ON PROCEDURES</b>			
(with engine running)			
Oil pressure indicator lamp			
Ammeter indicator lamp			
Ammeter			
Hour meter			
Water temperature gauge			
Steering			
Brakes			
Horn			
Safety seat (if equipped)			
Load-handling attachments			
Transmission fluid levels			

**Additional Remarks:**

---



---

**Inspected by:** \_\_\_\_\_

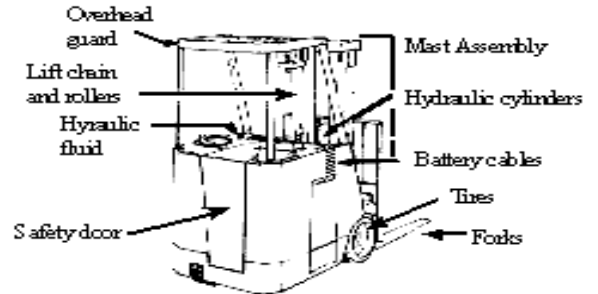
**Date:** \_\_\_\_\_

**POWERED INDUSTRIAL TRUCK INSPECTION CHECKLIST  
ELECTRIC TRANSTACKER**

**The Transtacker**

**TRUCK NO:** \_\_\_\_\_

**Hour meter Reading:** \_\_\_\_\_



Check each item	Condition		Explain if not OK
	OK	Not OK	
<b>KEY OFF PROCEDURES</b>			
Overhead guard			
Hydraulic Cylinders			
Mast assembly			
Lift chains and rollers			
Forks			
Tires			
Battery cables			
Safety door			
<b>KEY ON PROCEDURES</b>			
Hour meter gauge			
Battery discharge indicator			
Steering brakes			
Lights			
Horn			
Control lever			
Load handling attachments			

**Additional Remarks:**

\_\_\_\_\_

\_\_\_\_\_

**Inspected by:** \_\_\_\_\_

**Date:** \_\_\_\_\_

# **POWERED INDUSTRIAL TRUCK INSPECTION CHECKLIST RIDING GRIP TOW**

**TRUCK NO:** \_\_\_\_\_

**Hour meter Reading:** \_\_\_\_\_



Check each item	Condition		Explain if not OK
	OK	Not OK	
The vehicle inspection:			
Lines and hoses			
Battery			
Safety switch			
Hand guards			
Operations inspection:			
Test the brakes			
Check the drive operations			
Test the horn			
Check the grip coupling			

**Additional Remarks:**

---



---

**Inspected by:** \_\_\_\_\_

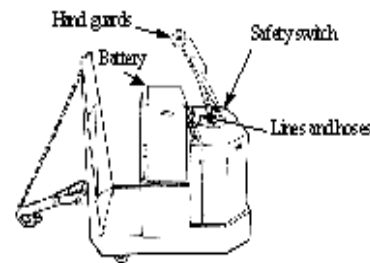
**Date:** \_\_\_\_\_

**POWERED INDUSTRIAL TRUCK INSPECTION CHECKLIST**  
**STAND-UP RIDING TOW TRACTOR**

Stand-up Riding Tow Tractor

**TRUCK NO:** \_\_\_\_\_

**Hour meter Reading:** \_\_\_\_\_



Check each item	Condition		Explain if not OK
	OK	Not OK	
<b>The vehicle inspection:</b>			
Lines and hoses			
Battery			
Safety switch			
Hand guards			
<b>The operations inspection</b>			
Test the brakes			
Check the drive operations			
Test the horn			
Check the tow hook and safety catch			

**Additional Remarks:**

\_\_\_\_\_

\_\_\_\_\_

**Inspected by:** \_\_\_\_\_

**Date:** \_\_\_\_\_

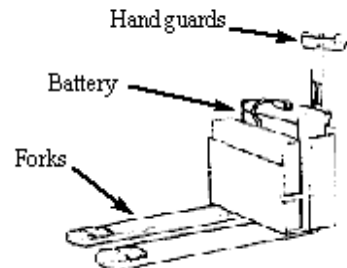


**POWERED INDUSTRIAL TRUCK INSPECTION  
CHECKLIST WALKING PALLET TRUCK**

**Walking Pallet Truck**

**TRUCK NO:** \_\_\_\_\_

**Hour meter Reading:** \_\_\_\_\_



Check each item	Condition		Explain if not OK
	OK	Not OK	
<b>The vehicle inspection:</b>			
Forks			
Battery			
Hand guards			
<b>The operations inspection</b>			
Test the brakes			
Check the drive operations			
Test the horn			
Inspect the load handling attachment operations			

**Additional Remarks:**

---



---

**Inspected by:** \_\_\_\_\_

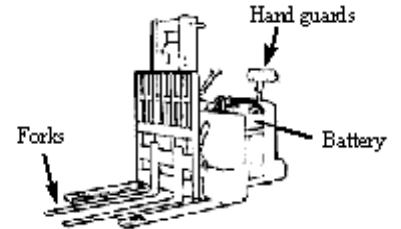
**Date:** \_\_\_\_\_

# POWERED INDUSTRIAL TRUCK INSPECTION CHECKLIST WALKING TRANSTACKER

## Walking Transtacker

**TRUCK NO:** \_\_\_\_\_

**Hour meter Reading:** \_\_\_\_\_



Check each item	Condition		Explain if not OK
	OK	Not OK	
<b>The vehicle inspection:</b>			
Forks			
Battery			
Hand guards			
<b>The operations inspection</b>			
Check the drive operations			
Test the brakes			
Check the horn			
Inspect the load-handling attachment operations			

**Additional Remarks:**

---



---

**Inspected by:** \_\_\_\_\_

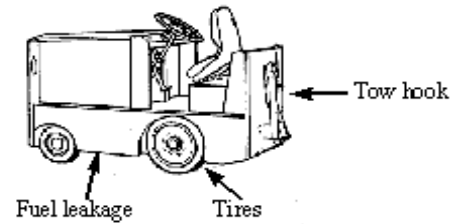
**Date:** \_\_\_\_\_

**POWERED INDUSTRIAL TRUCK INSPECTION CHECKLIST  
INDUSTRIAL PROPANE TOW TRACTOR**

**Indoor Tow Tractor**

**TRUCK NO:** \_\_\_\_\_

**Hour meter Reading:** \_\_\_\_\_



Check each item	Condition		Explain if not OK
	OK	Not OK	
<b>KEY OFF PROCEDURES</b>			
Fluid leakage			
Tires			
Tow hook			
Windshield (if equipped)			
Overhead guard (if equipped)			
LPG tank and locator pin			
LPG tank hose			
Gas gauge			
Check the engine oil level			
Check the engine coolant level			
Examine the battery			
<b>KEY ON PROCEDURES</b>			
Test the front, tail and brake lights			
Oil pressure gauge			
Ammeter			
Water temperature gauge			
Hour meter			

Check each item	Condition		Explain if not OK
	OK	Not OK	
<b>ENGINE RUNNING PROCEDURES</b>			
Steering			
Brakes			
Horn			
Safety seat (if equipped)			
Transmission fluid level			

**Additional Remarks:**

---



---

**Inspected by:** \_\_\_\_\_

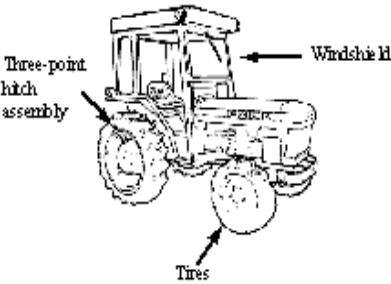
**Date:** \_\_\_\_\_

POWERED INDUSTRIAL TRUCK INSPECTION CHECKLIST  
INDUSTRIAL TOW TRACTOR

Industrial Tow Tractor

TRUCK NO: \_\_\_\_\_

Hour meter Reading: \_\_\_\_\_



Check each item	Condition		Explain if not OK
	OK	Not OK	
KEY OFF PROCEDURES			
Windshield			
Tires			
Three-point hitch assembly			
Engine oil			
Engine coolant			
KEY ON PROCEDURES			
Oil and battery lights			
Temperature gauge			
Hour meter			
Steering			
Front, tail and brake lights			
Horn			

Check each item	Condition		Explain if not OK
	OK	Not OK	
<b>ENGINE RUNNING PROCEDURES</b>			
Windshield wiper			
Brakes			
Hoist operation			

**Additional Remarks:**

---



---

**Inspected by:** \_\_\_\_\_

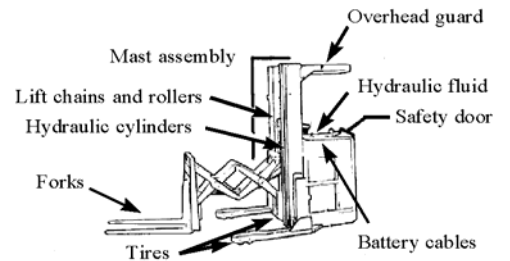
**Date:** \_\_\_\_\_

# **POWERED INDUSTRIAL TRUCK INSPECTION CHECKLIST REACH TRUCK**

Reach Truck

**TRUCK NO:** \_\_\_\_\_

**Hour meter Reading:** \_\_\_\_\_



Check each item	Condition		Explain if not OK
	OK	Not OK	
<b>KEY OFF PROCEDURES</b>			
Overhead guard			
Hydraulic Cylinders			
Mast assembly			
Lift chains and rollers			
Forks			
Tires			
Battery cables			
Safety door			
Hydraulic fluid			
<b>KEY ON PROCEDURES</b>			
Battery discharge indicator			
Hour meter			
Steering			
Brakes			
Lights			
Horn			
Control lever			
Load handling attachments			

**Additional Remarks:**

\_\_\_\_\_

\_\_\_\_\_

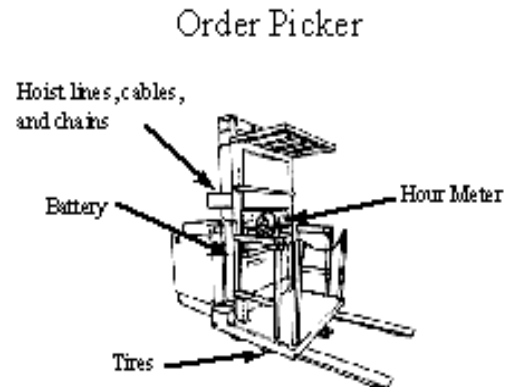
**Inspected by:** \_\_\_\_\_

**Date:** \_\_\_\_\_

# **POWERED INDUSTRIAL TRUCK INSPECTION CHECKLIST ORDER PICKER**

**TRUCK NO:** \_\_\_\_\_

**Hour meter Reading:** \_\_\_\_\_



Check each item	Condition		Explain if not OK
	OK	Not OK	
<b>KEY OFF PROCEDURES</b>			
Hoist lines, cables and chains			
Hour meter			
Tires			
Battery cables			
Limiting device			
<b>KEY ON PROCEDURES</b>			
Battery discharge indicator			
Safety interlock			
Steering			
Brakes			
Lights			
Horns			
Gripper jaws			
Work platform			

**Additional Remarks:**

---



---

**Inspected by:** \_\_\_\_\_

**Date:** \_\_\_\_\_



## **GENERAL CHECKLIST FOR POWERED INDUSTRIAL TRUCKS**

**Overhead Guard** - Are there broken welds, missing bolts, or damaged areas?

**Hydraulic Cylinders** - Is there leakage or damage on the lift, tilt, and attachment functions of the cylinders?

**Mast Assembly** - Are there broken welds, cracked or bent areas, and worn or missing stops?

### **Lift Chains and rollers**

- Is there wear or damage or kinks, signs of rust, or any sign that lubrication is required?
- Is there squeaking?

### **Forks**

- Are they cracked or bent, worn, or mismatched?
- Is there excessive oil or water on the forks?

### **Tires**

- What do the tires look like?
- Are there large cuts that go around the circumference of the tire?
- Are there large pieces of rubber missing or separated from the rim?
- Are there missing lugs?
- Is there bond separation that may cause slippage?

### **Battery Check**

- Are the cell caps and terminal covers in place?
- Are the cables missing insulation?

**Hydraulic Fluid** - Check level?

**Gauges** - Are they all properly working?

### **Steering**

- Is there excessive free play?
- If power steering, is the pump working?

### **Brakes**

If pedal goes all the way to the floor when you apply the service brake, that is the first indicator that the brakes are bad. Brakes should work in reverse, also.

Does the parking brake work? The truck should not be capable of movement when the parking brake is engaged.

**Lights** - If equipped with lights, are they working properly?

**Horn** - Does the horn work?

**Safety seat** - if the truck is equipped with a safety seat is it working?

**Load Handling Attachments**

- Is there hesitation when hoisting or lowering the forks, when using the forward or backward tilt, or the lateral travel on the side shift?
- Is there excessive oil on the cylinders?

**Propane Tank** - Is the tank guard bracket properly positioned and locked down?

**Propane Hose**

- Is it damaged? It should not be frayed, pinched, kinked, or bound in any way.
- Is the connector threaded on squarely and tightly?

**Propane Odor** - If you detect the presence of propane gas odor, turn off the tank valve and report the problem.

**Engine Oil** - Check levels.

**Engine Coolant** - Visually check the level.

Note: Never remove the radiator cap to check the coolant level when the engine is running or while the engine is hot. Stand to the side and turn your face away. Always use a glove or rag to protect your hand.

**Transmission Fluid** - Check levels? **Windshield**

**Wipers** - Do they work properly? **Seat Belts** - Do they work?

**Safety Door** - (found on stand-up rider models) Is it in place?

**Safety Switch** - (found on stand-up riding tow tractors) Is it working?

**Hand guards** - (found on stand-up riding tow tractors, walking pallet trucks, walking transtackers) Are they in place?

**Tow Hook**

- Does it engage and release smoothly?
- Does the safety catch work properly?

**Control Lever** - Does the lever operate properly?

**Safety Interlock** - (found on order pickers) If the gate is open, does the vehicle run?

**Gripper Jaws** - (found on order pickers) Do the jaws open and close quickly and smoothly?

**Work Platform** - (found on order pickers) Does the platform raise and lower smoothly?